

Rolling stock accessibility guide

Helping older and disabled people







Class 450

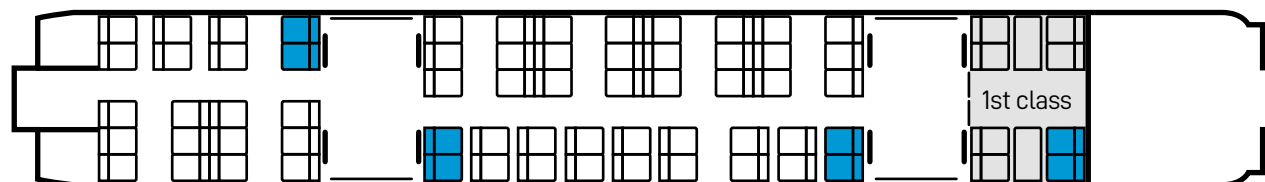
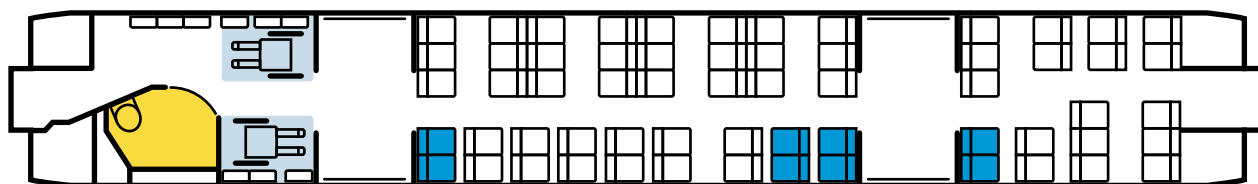
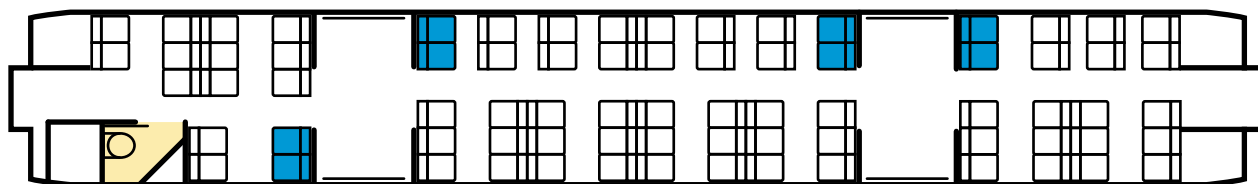
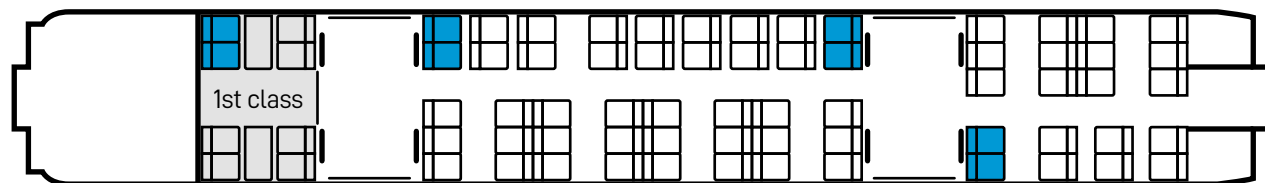
Suburban services

These trains often run as multiple units of 8 or 12 carriages. The information shown is for each set of 4 carriages.

Year built	2002-2006
Number of units	127
RVAR/PRM-TSI	RVAR
Wheelchair spaces	2
Priority seats	32
Total seats	16 first class, 269 standard class
Passenger information system – aural	Yes
Passenger information system – visual	Yes
Standard toilets	1
Accessible toilets	1
Contrasting grab rails	Yes
On-board staff to provide assistance	Yes

Plug sockets are available at every set of seats and additional wireless charging at 1st class table seats

	Wheelchair space		Accessible toilet
	Priority seat		Standard toilet

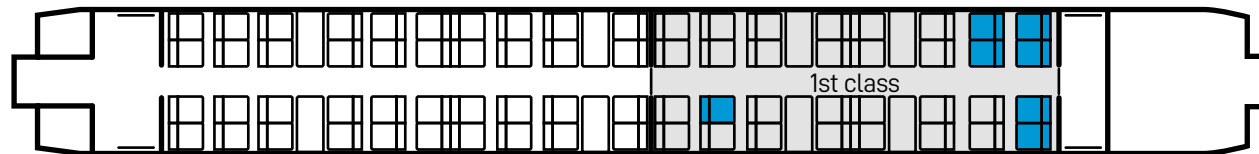
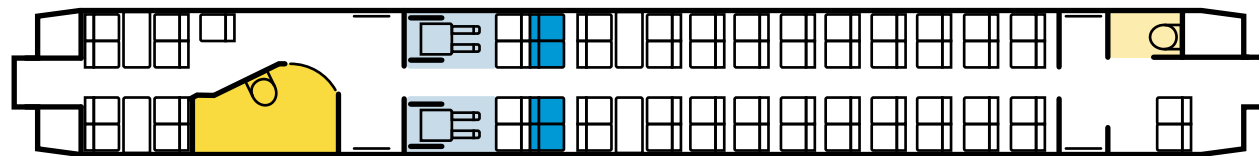
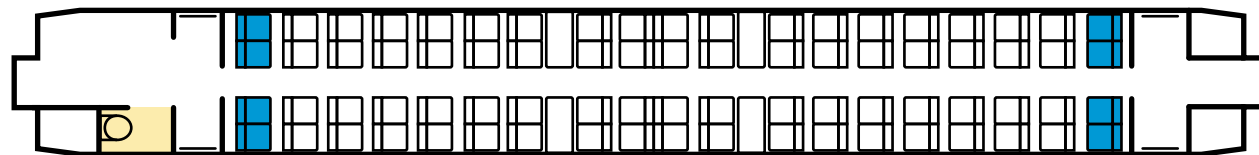
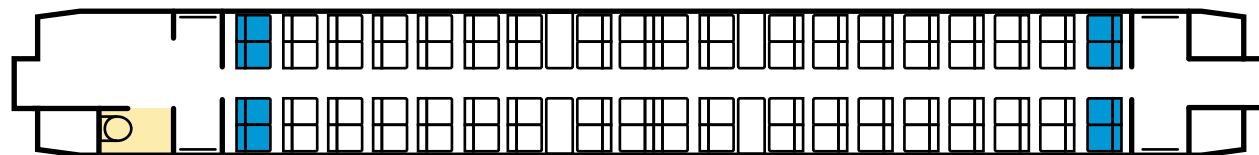
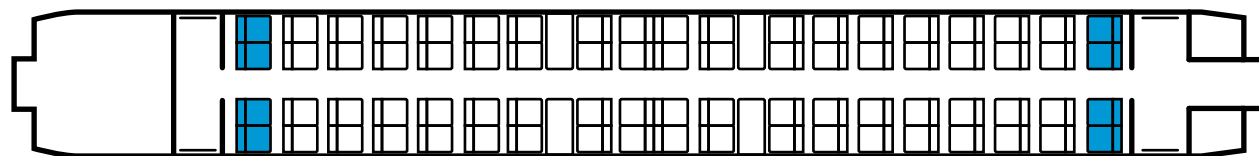


Class 444

Longer distance services

These trains often run as a double set of 10 carriages. The information shown is for each set of 5 carriages.

Year built	2002-2004
Number of units	45
RVAR/PRM-TSI	RVAR
Wheelchair spaces	2
Priority seats	35
Total seats	32 first class, 327 standard class
Passenger information system – aural	Yes
Passenger information system – visual	Yes
Standard toilets	3
Accessible toilets	1
Contrasting grab rails	Yes
On-board staff to provide assistance	Yes
Plug sockets are available at every set of seats and additional wireless charging at 1st class table seats	



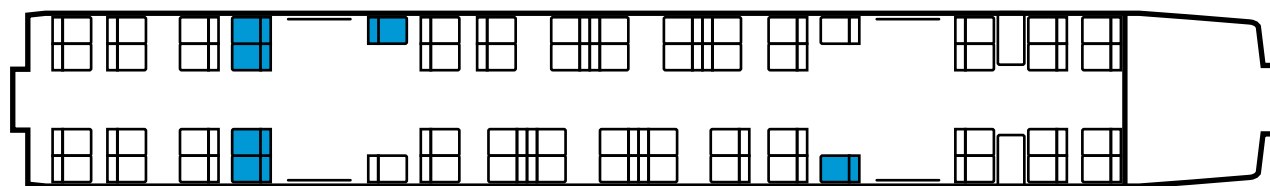
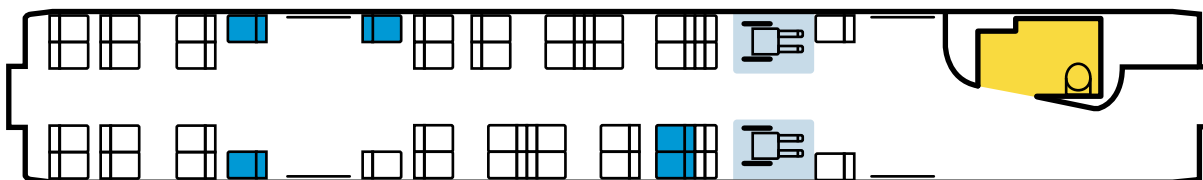
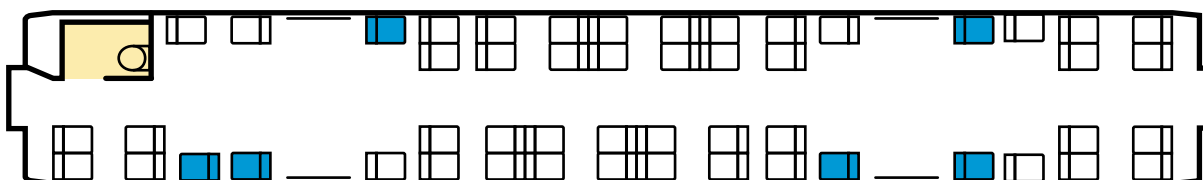
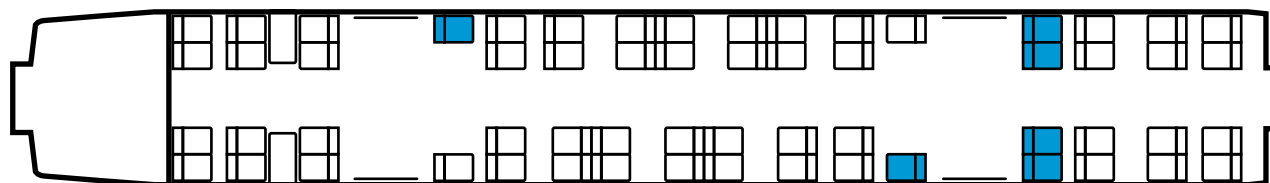
- Wheelchair space
- Accessible toilet
- Priority seat
- Standard toilet

Class 458

Metro services

These trains often run as a double set of 8 carriages. The information shown is for each set of 4 carriages.

Year built	1998-2002
Number of units	30
RVAR/PRM-TSI	RVAR
Wheelchair spaces	2
Priority seats	27
Total seats	214 standard class
Passenger information system – aural	Yes
Passenger information system – visual	Yes
Standard toilets	1
Accessible toilets	1
Contrasting grab rails	Yes
On-board staff to provide assistance	Yes
Plug sockets	0



- Wheelchair space
- Accessible toilet
- Priority seat
- Standard toilet

Class 701

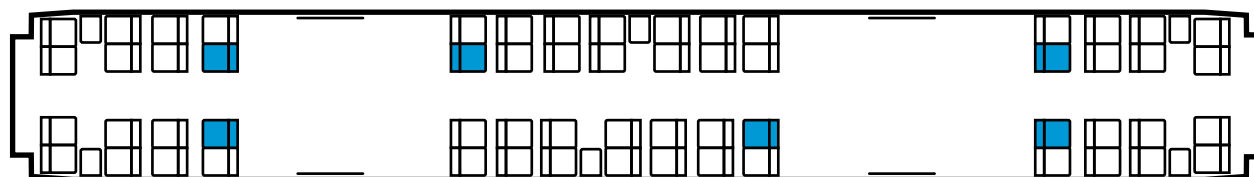
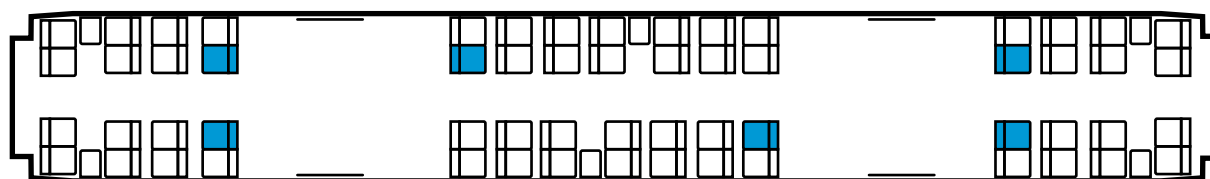
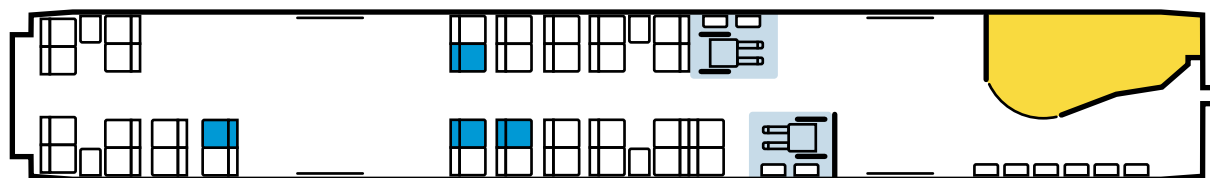
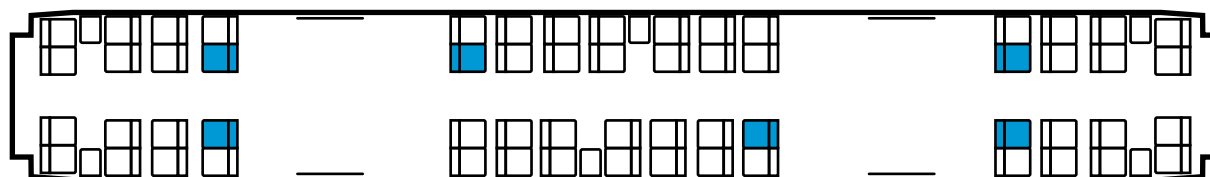
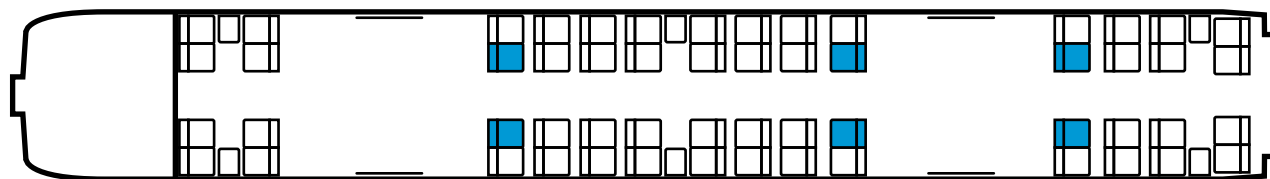
Metro services

There are three types of these: a 10 carriage train, 5 carriage train, and a double set of 5 carriages forming a 10 carriage train. The information shown is for a 5 carriage train which is identical to each type of 10 carriage train.

Year built	2019-
Number of units	90
RVAR/PRM-TSI	PRM-TSI
Wheelchair spaces	2
Priority seats	26
Total seats	280 standard class
Passenger information system – aural	Yes
Passenger information system – visual	Yes
Standard toilets	0
Accessible toilets	1
Contrasting grab rails	Yes
On-board staff to provide assistance	Yes

Plug sockets are available at every seat.

- Wheelchair space
- Accessible toilet
- Priority seat
- Standard toilet

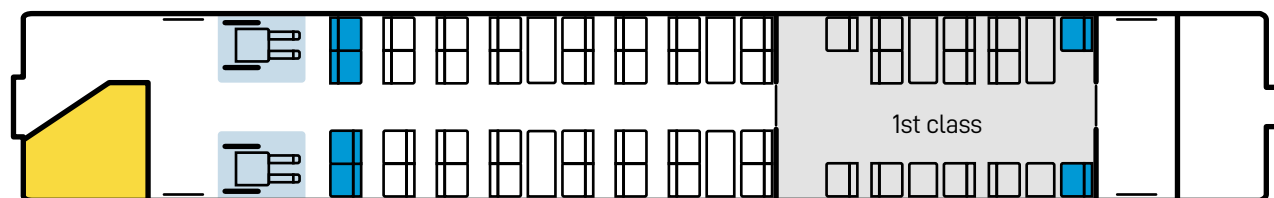
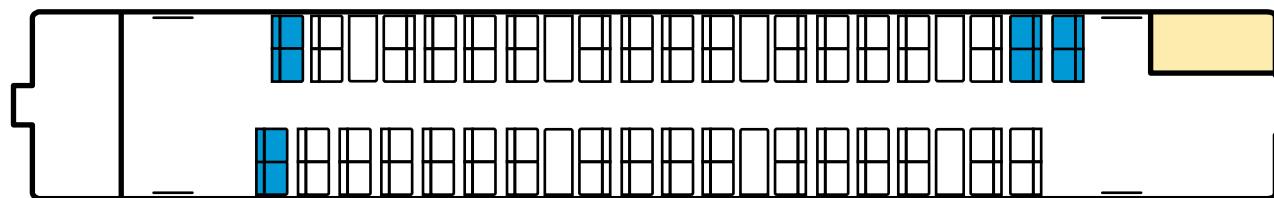


Class 158

West of England services

These trains often run as multiples with other Class 158s and the 3-carriage Class 159. The information shown is for each 2-carriage Class 158.

Year built	1989-1992
Number of units	10
RVAR/PRM-TSI	PRM-TSI
Wheelchair spaces	2
Priority seats	14
Total seats	13 first class, 100 standard class
Passenger information system – aural	Yes
Passenger information system – visual	Yes
Standard toilets	1
Accessible toilets	1
Contrasting grab rails	Yes
On-board staff to provide assistance	Yes
Plug sockets	available at some first class table seats.



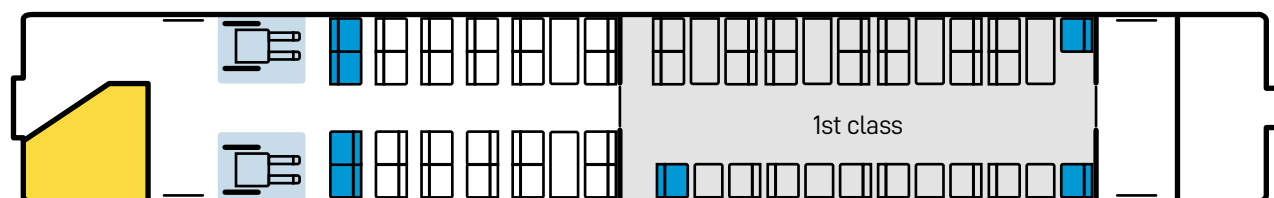
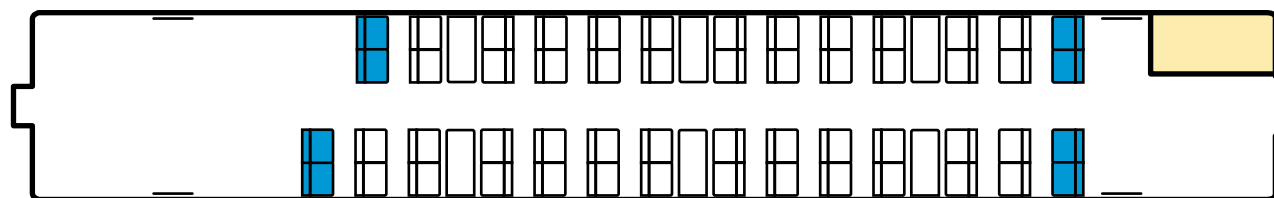
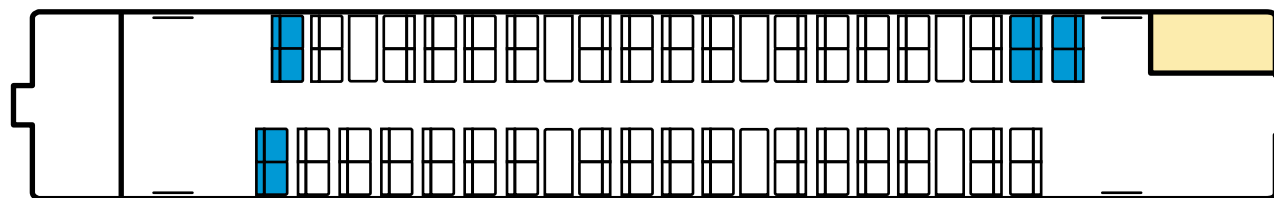
- Wheelchair space
- Accessible toilet
- Priority seat
- Standard toilet

Class 159

West of England services

These trains often run as multiples with other Class 159s and the 2-carriage Class 158. The information shown is for each 3-carriage Class 159.

Year built	1989-1992
Number of units	29
RVAR/PRM-TSI	PRM-TSI
Wheelchair spaces	2
Priority seats	21
Total seats	23 first class, 146 standard class
Passenger information system – aural	Yes
Passenger information system – visual	Yes
Standard toilets	2
Accessible toilets	1
Contrasting grab rails	Yes
On-board staff to provide assistance	Yes
Plug sockets	available at some first class table seats.



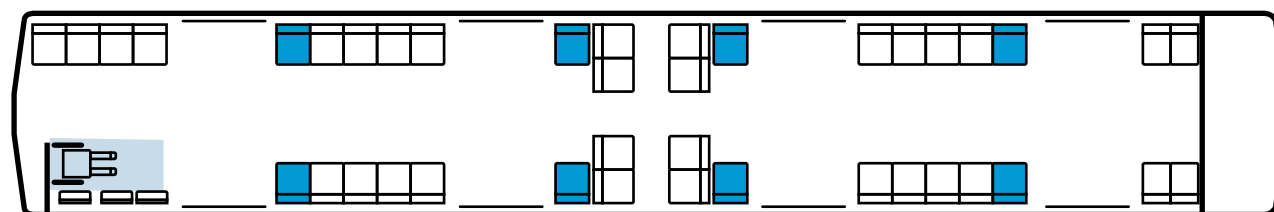
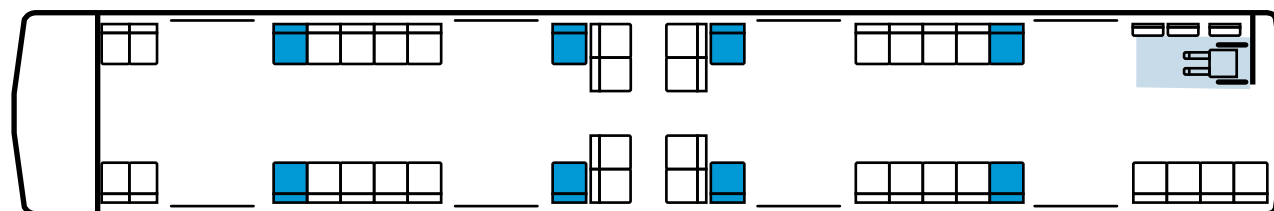
- Wheelchair space
- Accessible toilet
- Priority seat
- Standard toilet

Class 484

Island Line services

These trains usually run as a set of 2 carriages.
They may couple together to form a train of 4 carriages.
The information shown is for each set of 2 carriages.

Year built	1978-1981
Number of units	5
RVAR/PRM-TSI	PRM-TSI
Wheelchair spaces	2
Priority seats	16
Total seats	84 standard class
Passenger information system – aural	Yes
Passenger information system – visual	Yes
Standard toilets	0
Accessible toilets	0
Contrasting grab rails	Yes
On-board staff to provide assistance	Yes
Plug sockets	3-pin plug at front/rear facing seats. USB at side-facing seats.



- Wheelchair space
- Accessible toilet
- Priority seat
- Standard toilet



Visit us at [southwesternrailway.com](https://www.southwesternrailway.com)

- Buy tickets online
- Find out about special offers and days out
- See live train information
- Plan your journey
- Find train times
- See the latest news



Free travel alerts [southwesternrailway.com/alerts](https://www.southwesternrailway.com/alerts)

Register with us for up-to-date information about train services, delays and alterations.



X [@SW_Help](https://twitter.com/SW_Help)

Follow us on X and be the first to know what's happening on our network.



[Facebook.com/SWRailway](https://www.facebook.com/SWRailway)

For information about our network and details of our latest offers.



Customer Service Centre **0345 6000 650**

Our UK-based team are available
Monday to Friday 08:00 - 20:00, Saturday 09:00 - 18:00 and Sunday 09:00 - 16:00
· Give us your comments and suggestions



Assisted travel | Text Relay **0800 5282 100 | 18001 0800 5282 100**

This is a Freephone service for older and disabled passengers (open 24 hours a day).
We recommend booking assisted travel at least **2 hours before your journey**.



National Rail Enquiries **0345 748 4950**

South Western Railway Limited, 4th Floor, South Bank Central,
30 Stamford Street, London SE1 9LQ. Company number 03266760.